



Alley Scrapers

Partners in Progress Since 1948

For concrete alleys or rubber flooring

Make Your Life Easier!

High Gloss Polyester Powder Coated Resists Rust!



Model 320



Model 1000



Model 1500

Let Patz handle your manure so you don't have to!

FLEXIBLE PAYMENT PLANS AVAILABLE. ASK FOR DETAILS.





Keep your herd cleaner

Cleaner, healthier cows mean profit for you!

"Since we have installed the Patz scrapers, the cows are cleaner than what they had been previously."

T.O., New York

- Reduce expenses with time, labor and cost savings.
- Scrape more often.
- Minimize wear on tractor or skid-steer.
- Installs easily – any time.
- Automatically clean on a precise schedule – even while you sleep!



High quality milk starts with cleaner cows!


"Many times (the cows) will be eating when the scraper comes through; they just step over and never even lift their head from feeding."

L.D., Wisconsin

MODEL 320


A quality alley scraper at an entry-level investment.

- Worm Gear Speed Reducer
- #80 Roller Chain Drive
- 29 1/2" Diameter Drive Drum - 18" wide
- 2" replaceable drive drum shaft
- All external grease fittings for convenience
- 1 HP Motor Drive for 2-6 Scraper System
- 1 Reversing Switch and 1 Over Wrap Switch for Protection
- Safety Interlock
- Adaptable to Most Competitive Control Panels
- 3/8" Cable
- 285 Ft. Maximum Scraped Alley Length with 3/8" Cable
- 900 Ft. Maximum Total Circuit Length with 4 Scrapers with 3/8" Cable



MODEL 1000

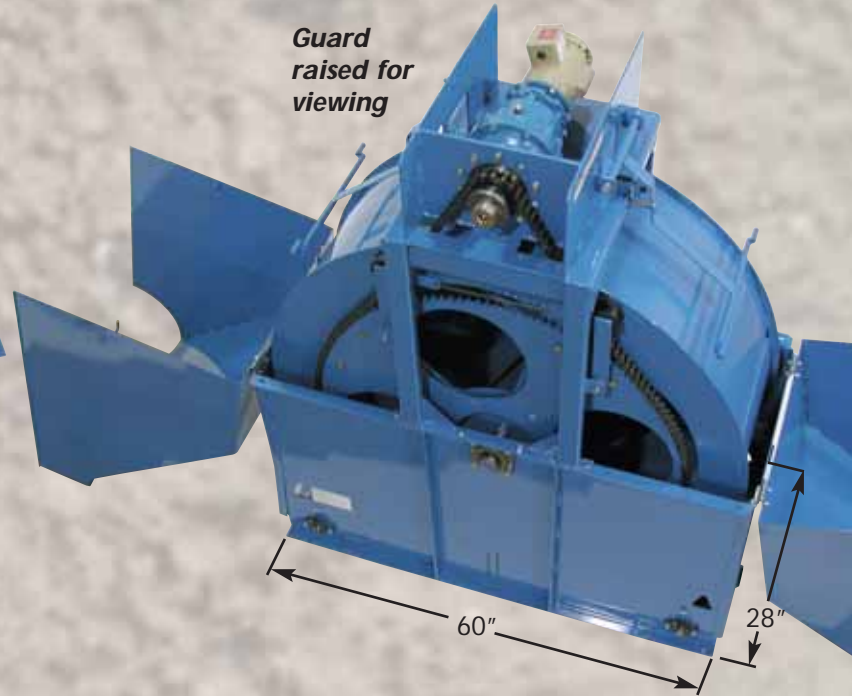
Power, simplicity and durability.



Guard raised for viewing

MODEL 1500

For larger freestall installations.




Guard raised for viewing

Compare these features to decide which model is best suited for your operation:

FEATURES	MODEL	
	1000	1500
Planetary Speed Reducer (Highly efficient requiring lower horsepower, resulting in lower electrical usage.)	✓	✓
#80 Roller Chain Drive	✓	✓
Drive Drum - 18-1/2" Wide	27-1/2" Dia.	56" Dia.
2" Replaceable Drive Drum Shaft	✓	✓
Unique Roller Chain Tightener - Easy Adjustment	✓	✓
All external grease fittings for convenience	✓	✓
1/2 HP Motor Drive for 2 Scraper System	✓	✓
3/4 HP Motor Drive for 4 to 6 Scraper System	✓	✓
1 Reversing Switch & 2 Over Wrap Switches for Protection	✓	✓
Safety Interlock	✓	✓
Adaptable to Most Competitive Control Panels	✓	✓
Weather Cover (optional)	✓	✓
3/8", 7/16" or 1/2" Cable	✓	✓
Max. Scraped Alley Length with 1/2" Cable	215 ft.	440 ft.
Max. Scraped Alley Length with 7/16" Cable	250 ft.	510 ft.
Max. Scraped Alley Length with 3/8" Cable	280 ft.	570 ft.
Max. Total Circuit Length with 4 Scrapers with 1/2" Cable	850 ft.	1760 ft.
Max. Total Circuit Length with 4 Scrapers with 7/16" Cable	1000 ft.	2040 ft.
Max. Total Circuit Length with 4 Scrapers with 3/8" Cable	1100 ft.	2280 ft.

👉 Braided rope may be used in place of cable or flat bar.
Ask your Patz dealer about this option.





Customizing your alley scraper

Scrapers to fit your operation!

FOLDING V-SCRAPER

- In forward travel, scraper wings expand to follow alley walls and move manure to drop point.
- Material is brought to center for stability.
- Scraper wings fold inward on reverse travel. This allows manure to pass around, easy equipment travel and less cattle disruption.
- Low profile scraper wings and folding design allow easy passage for animals, tractors and skid-steer loaders when bedding free stalls.
- Replaceable blades and wings available for easy servicing.
- Cleans alleys with widths from 64 to 174 inches (1.6-4.4 m).




CHOICE OF SLEDS

- Cable-to-cable sled connects two cables.
- Cable-to-flat bar sled connects one cable to flat bar.
- Flat bar-to-flat bar sled connects two flat bars.
- Flat bar-to-cable connects flat bar to cable.
- 57-inch (1.45 m) sleds provide better scraper stability. 37-inch (0.94 m) are available where a shorter sled is required.



Folding design allows easy passage for tractors and skid-steer loaders.

FOLDING ANGLED TIP-UP SCRAPER




When its time to bed freestalls, pull two pins, and go from this...



- Wings pivot to follow wall tightly for better cleaning.
- During the reverse movement, the blades tip up and the wings pivot inward.
- Heavy enough to clean better; extra steel in wear points.
- Cleans alleys with widths from 84 to 192 inches (2.13-4.87 m).



Pull a third pin to remove arm and wing from one side of the scraper.



Or, pull a fourth pin to remove arm and wing from both sides of unit, leaving only the sled in your alley.

- Replacement blades and wings available for easy servicing.
- Scraper removes easily – center in slot and lift off.
- Scraper can be replaced without removing sled.
- Stainless steel hardware.

FOR RUBBER MATS AND FLOORING

- 1 Thick rubber blades secured by slotted wiper brackets and stainless steel hardware are easily adjusted to provide even removal of manure from rubber mats and flooring.
- 2 Hard nylon rollers located on sled ends and scraper arms position the scraper above the rubber covered alleys – ensuring only rubber blades touch rubber flooring.
- 3 Lower profile for improved cattle traffic.
- 4 Self-locking ratchet system easily adjusts cable tension without having to place one's hands in the manure to remove and replace a bolt.
- 5 Specially designed shoe is located on the back side of each scraper arm. This shoe supports the scraper at the edge of the drop-point and helps prevent the scraper from catching or snagging when reversing direction.
- 6 Wings feature wider top deck for cow comfort.
- 7 Steel cylindrical guides on wings for extended life.
- 8 Sled ends are tapered upward to glide over edges.





Special Features

Save money with easy operation and maintenance!

EVEN WIND



A choice of 1" or 1½" ACME even winds are available for the 1000 & 1500 Alley Scraper to move the hardened guide block and guide cable onto the drum.

SELF-LOCKING RATCHET SYSTEM



The self-locking ratchet system allows easy tightening of cable or braided rope.

CORNER WHEEL



Proven Performer-Patz Corner Wheel
16" diameter cast iron corner wheels feature stainless steel fasteners as standard components. Corner wheels accept 3/8", 7/16" or 1/2" cable from the sled/scraper to the drive drum and around corners. The large diameter wheel reduces cable flex for longer cable life. Phenolic laminated bushing for longer life replaces roller bearings.



Cover removed for viewing.

CONTROL PANEL

Provides the quality and safety features you want for your employees and family.

- 3 settings, MANual, AUTOMATIC and continuous RUN.
- 120 volt 24-hour clock, adjustable to 15 minutes minimum, used to start a full run cycle.
- Lighted stop button.
- Internal disconnect switch.
- Start button.
- AC current sensor.
- Labeled terminal strip.
- Fiberglass enclosure.
- Automatic/manual control switch.
- Forward/reverse control switch.
- Waterproof strain relief for power cords.
- Fused circuits.
- Automatic Stop in Manual Mode at the end of the alley.
- Internal Memory – Remembers direction of travel when restarted.
- Terminals for Remote Stop Light.
- Controls at Panel – No need to access drive unit to reverse the scraper direction after stopping the unit.



Save steps and labor when you control all functions of the alley scraper at the control panel!

Available in:
230 volt, 1 phase and 3 phase
460 volt, 3 phase

☛ *Most existing control panels can be adapted to operate with Patz alley scrapers. However, many of the features listed above are not found in other panels.*

Why Genuine Patz Equipment is your best investment:

1. Dependable, superior quality products. From purchasing superior raw materials to using state-of-the-industry manufacturing techniques to maintaining the highest world-class quality standards...
Patz products are designed to provide you with reliable, dependable and proven performance year after year!
2. Customer support is there when you need it – before and after the sale.
3. Company certified technical support personnel are just a phone call away. Over 80 years of combined experience to assist you.
4. Flexible payment plans available to fit your pocketbook and budget. Convenient options available through our financial services partners.
5. Local Patz dealership support. From sales to certified service personnel, your local Patz dealer has the expertise, products and programs to keep your operation running efficiently and successfully.
6. Leading warranty in the industry backed by a reputable company, serving farmers worldwide since 1948! Ask for a copy of our written guarantee and you'll see why Patz is your best investment.

For your protection, always insist on a printed warranty that details all of the items covered and exactly how compensation will be paid.



The name generations of farmers have entrusted with their feed and manure handling needs!

With our programs of continually updating our products and specifications, consult your Patz representative for current specifications, options and availability.



CAUTION: Never operate Patz equipment without all shields and guards in place. **Safety Is No Accident.** Before operating any piece of equipment, be sure to read and understand the operator's manual. This manual should be kept with the machine at all times.

Additionally, make sure all safety shields and devices are functioning properly and are securely in place.



For some photos in this brochure, guards were removed for photographic purposes only to allow viewing of the equipment features. Before operating equipment, all guards must be in place. Because Patz continually improves and updates products, Patz reserves the right to change the construction of machines or attachments or any part thereof without incurring any obligation to make like changes on Patz machines, or attachments previously delivered.

Specifications and prices subject to change without notice.



Partners in Progress Since 1948

Performance Strong as Steel

Patz Corporation
917 Business 141 • Pound, Wisconsin 54161-0007
Ph: (920) 897-2251 • Fax: (920) 897-2142
www.patzcorp.com • info@patzcorp.com

D5 F ? ' @ ? 9 ' 9 EI = DA 9 BH ' G5 @ G
Hc ~ ! : f Y Y % , \$ \$!) * + ! (+ \$ *
@ H V f] X [Y Z 5 6 " (\$ ' ! ' , % (+ \$ *
@ H V f] X [Y Z 5 6 " W (\$ ' ! ' , & ! \$ () +
F Y X ' 8 Y Y f Z 5 6 " W (\$ ' ! ' (! ((+ +
..... k k k " d U f _ ` U _ Y Y e i] d a Y b l g U Y g ' W U